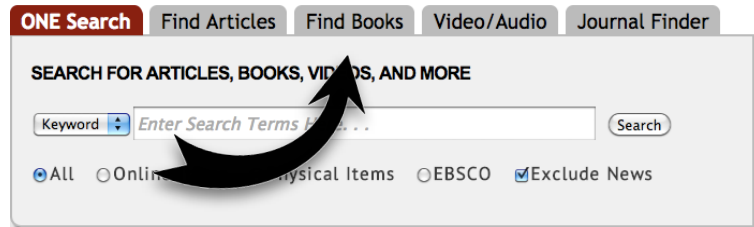


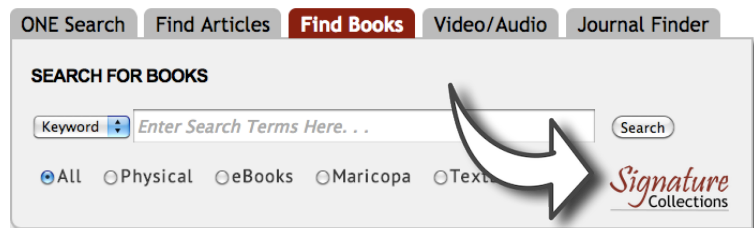
Searching the GCC Library Catalog

1. Start at the GCC Library's home page at lib.gccaz.edu/lmc.

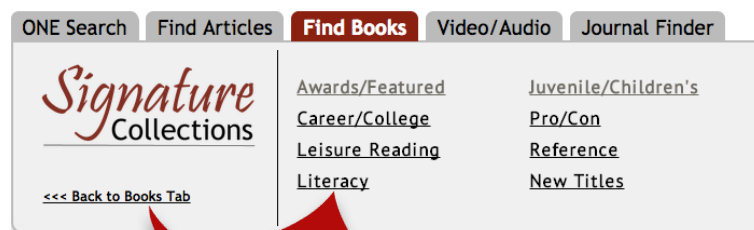
2. Click **Find Books**.



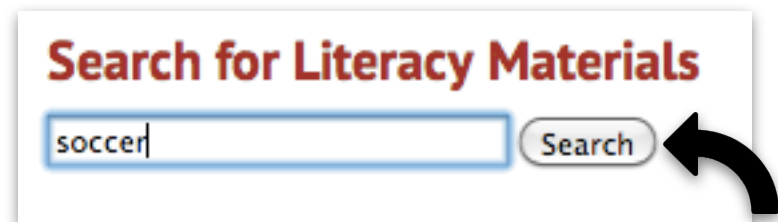
3. Click **Signature Collections**.



4. Click **Literacy**.



5. Enter a **keyword**, a **book title**, or an **author's name** in the box and press **Search**.



6. Look at your search results. Do you see a book that you would like to read? Write down the book's **location**, which will help you find the book on the shelf.



1. Soccer

by [Flinders, Steve](#)

Oxford bookworms library, 2001


Permalink

 Book: [Glendale CC Library - LITLIB - LEVEL 2](#)



This information tells you where the book is shelved.
This book is in the Literacy Library on the Level 2 shelf.

7. The librarian will show you where the Literacy Library is located. Use the information you wrote down to find the book on the shelf.
8. Ready to check out a book to read at home? Take the book and your GCC student ID to one of the Circulation Desks. There is one next to each of the library's exit doors.



+



Feeling lost? Librarians are ready to help!



In person at the **Reference Desk**



Call a librarian — 623-845-3112 (Main)

623-888-7112 (North)



Ask a Librarian (24/7 online chat) — Find the box on the Library's home page