

Database searching

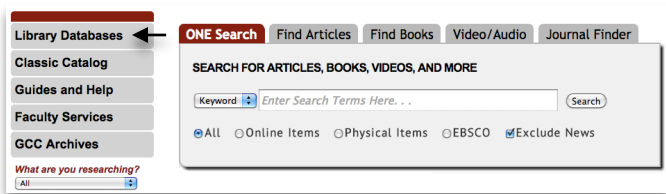
Need reliable research information?

Articles located in databases are more trustworthy than information found on websites because they have been edited and fact checked by experts.

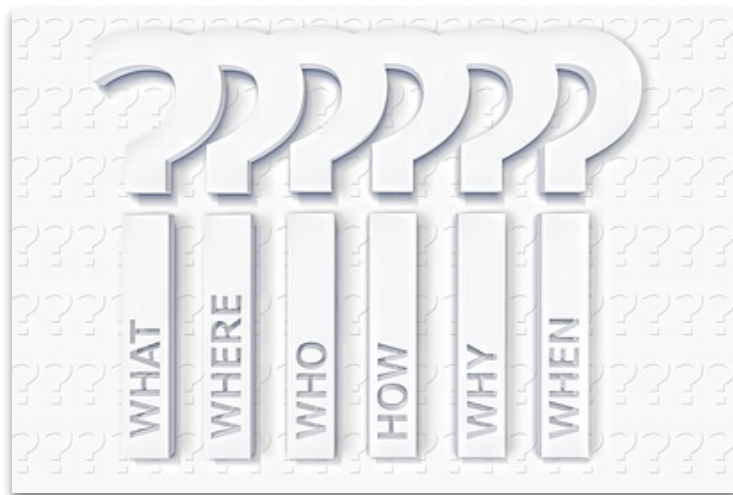
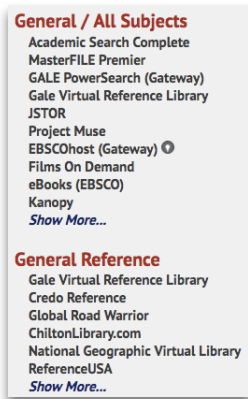
Just the facts:

- GCC Library subscribes to 130+ databases.
- GCC students can search these databases at no cost.
- Google searching will not find 99% of database articles because they are copyrighted.
- Database access is purchased from a number of companies, You'll see different search interfaces.

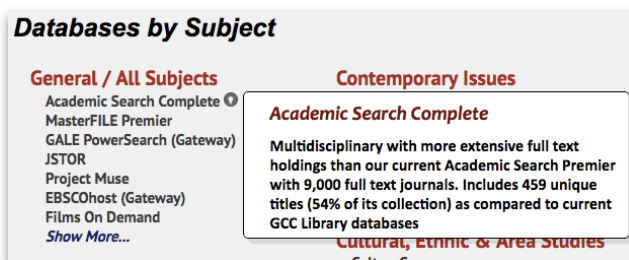
Start at lib.gccaz.edu/lmc. Select **Library Databases**, located in the box on the left side of the page.



Use the **Subject List** on the right side of the next screen to select one of the 24 research categories. Can't find a relevant category? Explore the **General/All Subjects** and **General Reference** categories.



Position the cursor over database titles for a description.



Not on campus? Log in with your MEID and password.

How to cite database articles

You'll find guides to help with MLA and APA citation here:

<https://guides.gccaz.edu/citingsources>

Many databases include a **citation tool** that provides citations you can copy and paste into your document.

Tip: These citations are machine generated and errors occur. Carefully check them to be certain they are accurate.

Expert search tips

1. Use limiters: title, date, subject, peer-reviewed, etc. to focus your results.
2. Search using synonyms.
3. Look for the subject headings assigned to the most relevant articles you find. Click them to find similar articles.

4. Truncate search terms with an asterisk. Ex.: child* will find child, child's, children, children's, childhood, etc.

5. Bind terms using quotation marks to keep them together. Ex.: "childhood obesity"

6. Be patient & persistent.
7. Write down the best search terms & strategies.
8. Need help? Call the Reference Desk or look for the Ask a Librarian chat box on the home page. It's available 24/7!