

RESEARCH SURVIVAL KIT

MULTIPURPOSE DATABASES

You will encounter a thicket of resources when you start a research project. Developing research survival skills will help you find credible information quickly.

Multipurpose databases are the Swiss Army knife in GCC Library's database backpack:



- **Academic Search Complete** — Locate articles from 6600 journals and magazines. *Tip: Articles include a list of subject terms. Run a search, click the most relevant title in the list, and then select the most relevant subject. This will run another search and help you find more good articles.*

- **Gale PowerSearch** — Tap into 371 million articles from 38,000+ popular magazines, journals, newspapers, books, and wire services. Try a **Subject Guide Search** (the tab is on the top menu bar) for fewer, more targeted results.

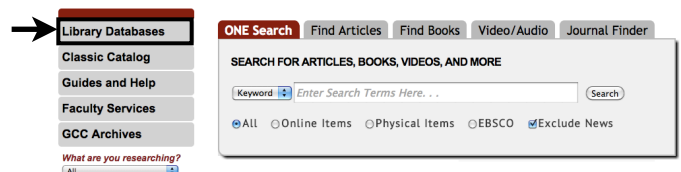
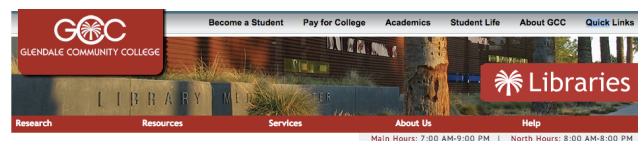
- **MasterFILE Premier** — This is a source for popular magazines. Find full-text articles from 7600+ magazines, journals, and books.

- **Gale Virtual Reference Library** — Here's an easy way to find articles from subject encyclopedias on a wide variety of topics. Word- and page-count information is included in search results. Go big!

- **Credo Reference** — Try Credo Reference when your instructor says “No Wikipedia!” Credo Reference supplies articles from general and subject encyclopedias, dictionaries, and other reference works that offer an introduction and background information about your topic. *Tip: Check the word count in your results list to find the most comprehensive articles.*

Let's hit the trail!

Start at lib.gccaz.edu/lmc, which is the library's home page. Click the **Library Databases** link to the left of the search box.

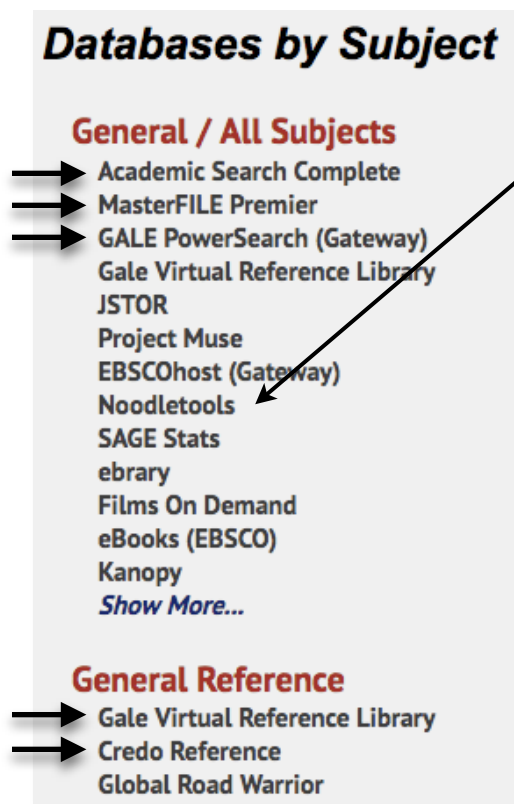


Multipurpose databases are located in both the **General/All Subjects** and **General Reference** categories at the top of the **Databases by Subject** page.

You'll also find PDF templates for both MLA and APA citation styles along with links to citation generators:

<https://is.gd/mlacite>

New resource! Noodletools, a citation generator with extra features, is in the **General/All Subjects** category on the databases page. Set up a free account, then click on the **Sources** tab, and select **Create new citation**.



Working from home? Log in with your MEID and password.

How to cite database articles

Look for citation help, which is available in all of the databases discussed here.

Tip: Automatic citations are machine generated and errors do occur. Double-check the citations carefully.



Can't locate the perfect resource for your project? Librarians are ready to help!

- **Ask a Librarian 24/7 online chat:**
The chat box is on the Library's home page
- **Call a librarian:**
623-845-3112 (Main)
623-888-7112 (North)